

WITH PROSCAN™
AI ASSISTED
READING SUPPORT

NAVICAM®

SMALL BOWEL VIDEO CAPSULE WITH AI ASSISTED READING SUPPORT



About Duomed

Duomed, an established value for over 45 years. A passion for medical technology and ensuring the availability of optimal total solutions in all circumstances. Duomed, as a partner for hospitals and medical professionals, only wants what is best for both staff and patients.

Duomed assists you in the search for a tailor-made total solution with a specialized portfolio of medical and software products, services and supplies & accessories in selected medical domains. Supported by our staff's years of experience, you are headed for a carefree future with a focus on process continuity.

About AnX

Founded in 2008, AnX, together with its sister company, Ankon Medical, has developed the NaviCam® System, a robotic control platform for gastrointestinal diagnosis & therapeutic applications. Bringing versatility in development & integration of multi-discipline technologies has named AnX as the leading robotic capsule technology company.

The NaviCam® system utilises advanced robotic technologies combined with innovative & intelligent software to give medical practitioners external control of capsules inside the human body.

Disclaimer:
AnX & its affiliates do not endorse the use of our reading support software as a substitute of a licensed healthcare practitioner, only to help aid diagnosis, patient advice or treatment. The images presented by NaviCam® software are for informational purposes only & should only be used solely at the discretion of the healthcare professional.
Data & results are retrieved from Gastroenterology, 2019 Oct;157(4):1044-1054.e5

Why NaviCam®?



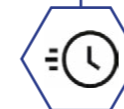
Intelligent NaviCam ProScan™ AI Assisted Reading support Feature

Time saving for physicians & nurses with unmatched sensitivity, enabling a reading time of approximately 6 minutes



Non-Radioactive Method to Check Capsule Location

Integrated with a magnetic sensor, the capsule locator can confirm if the capsule is still inside the patient, without radiation exposure



Video Downloading Time <30 Mins Enables Quick Procedure Time

Significantly reduce the time required for small bowel study including export, video processing and reviewing, providing you with more time for what matters most – patient care



Excellent Ergonomics

No touch on skin, lightweight & adjustable sensor belt fits patient comfortably with compact data recorder - comes with extension belt



Enhance your Clinical Decision Support

ProScan™ isn't here to replace clinical decision-making; it's here to enhance. With a sensitivity of more than 99% instead of an average 75% in conventional reading, AI elevates your diagnostic process for well-informed decisions.

Introducing ProScan™: Elevating Gastrointestinal Diagnostics to Unprecedented Heights

Meet ProScan™, our cutting-edge AI Assisted Reading Tool meticulously designed to revolutionize the diagnostic process for patients suspected of small bowel bleeding. ProScan isn't here to replace clinical decision-making; it's here to enhance it. Elevate your gastroenterological practice with ProScan – where efficiency, precision, and clinical expertise converge to set a new standard in small bowel capsule endoscopy.

Why ProScan™?

- Innovative Technology: ProScan™ harnesses the latest in artificial intelligence, bringing innovation to the forefront of small bowel capsule endoscopy.
- FDA Clearance: Rest easy with ProScan™, backed by FDA clearance through the rigorous De Novo Submission Process, solidifying its uniqueness and importance in the field.
- Streamlined Workflows: Experience a seamless integration that streamlines diagnostic workflows, providing you with more time for what matters most – patient care.



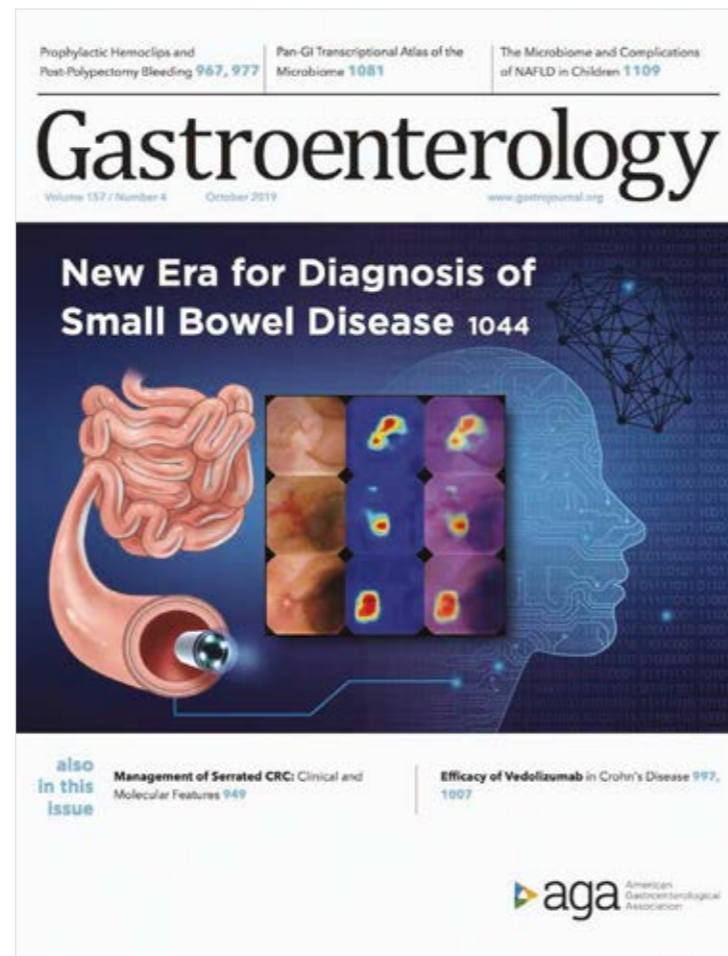
ProScan™ Clinical Data Results

Gastroenterology, 2019

In a landmark study published in Gastroenterology titled, Gastroenterology-Level Identification of Small-Bowel Diseases and Normal Variants by Capsule Endoscopy Using a Deep Learning Model, ProScan™ was trained to differentiate abnormal from normal images using over 150 thousand images collected from 1,970 patients and further validated with 113 million images from 5,000 patients.

Employing a deep learning model based on Convolutional Neural Networks (CNN), ProScan™ exhibited an extraordinary sensitivity of **99.88%** in per-patient analysis and an even higher sensitivity of **99.90%** in per-lesion analysis. These results, when compared to conventional analysis methods, underscore ProScan's™ remarkable accuracy and its potential to redefine diagnostic standards in small-bowel imaging.

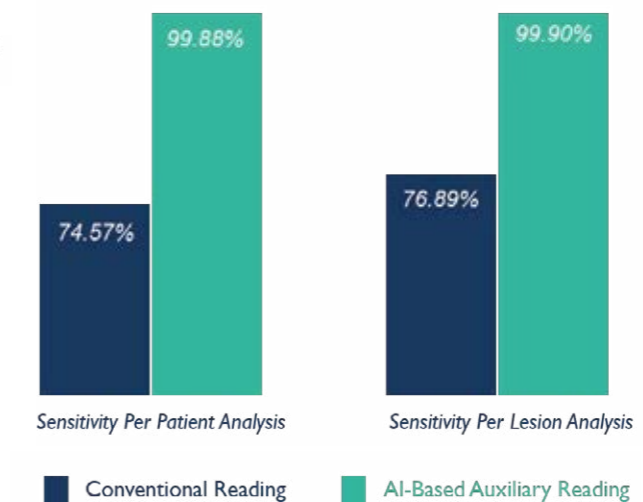
- ▶ Capsule endoscopy has revolutionised investigation of the small bowel. However, this technique produces a video that is 8–10 hours long, so analysis is time consuming for gastroenterologists.
- ▶ We collected 113,426,569 images of 6970 patients who had SB-CE at 77 medical centres from July 2016 through July 2018.
- ▶ The CNN-based auxiliary model identified abnormalities with higher levels of sensitivity and significantly shorter reading times than conventional analysis by gastroenterologists. This algorithm provides an important tool to help gastroenterologists analyse SB-CE images more efficiently and more accurately.



Higher Detection Rate Than Conventional Reading

Type of Intestine Lesions	Conventional Reading	AI Auxiliary Reading
Total	3154	4144

High Sensitivity in AI Auxiliary Reading



Conclusion

The CNN-based (AI) auxiliary model identified abnormalities with higher levels of sensitivity & significantly shorter reading times than conventional analysis by gastroenterologists. This algorithm provides an important tool to help gastroenterologists analyse SB-CE images more efficiently & more accurately.

NAVICAM® SYSTEM



NaviCam® Capsule



NaviCam® Locator



Crossbody Belt Replacement



Data Recorder Host



ESVIEW Software with NaviCam® ProScan™
Reading Support Feature



Case

Supplier	Article Nr.	Description
AnX Robotics	NS-I	NaviCam® SB System Case with Data Recorder Charging Cradle + Locator + Cables and ESView Software
AnX Robotics	DR005	NaviCam® Data Recorder +Case with Data Recorder + Charging Cradle and Cables
AnX Robotics	NS-I-FL	NaviCam® ProScan™ (full license)
AnX Robotics	AKES-11SK	NaviCam® Capsules 868MHz
AnX Robotics	AKS-1	NaviCam® Locator
AnX Robotics	DRB003	NaviCam® Crossbody Belt Replacement (Belt only)
AnX Robotics	DRH0002	NaviCam® Data Recorder Host AKRK-2 (Recorder only)
AnX Robotics	CK002	NaviCam® Charging Kit
AnX Robotics	PC002/3	NaviCam® Protective Sleeve (PC002 10pcs / PC003 50 pcs)

DISTRIBUTED BY



DUOMED

Duomed The Netherlands • Landjuweel 16-7 • 3905 PG Veenendaal • The Netherlands
T +31 318 54 32 23 • info.nl@duomed.com • www.duomed.nl